

# Resources for Castleman Academy Trust

## Diversity Data

**Report Date: 07/12/2023**

**A note on this report:** The data for this report was provided on the basis of consent and was accurate at the time of downloading (see date above).

The report contains anonymised data for all boards in this organisation. It only includes information about people allocated to a board's constitution.

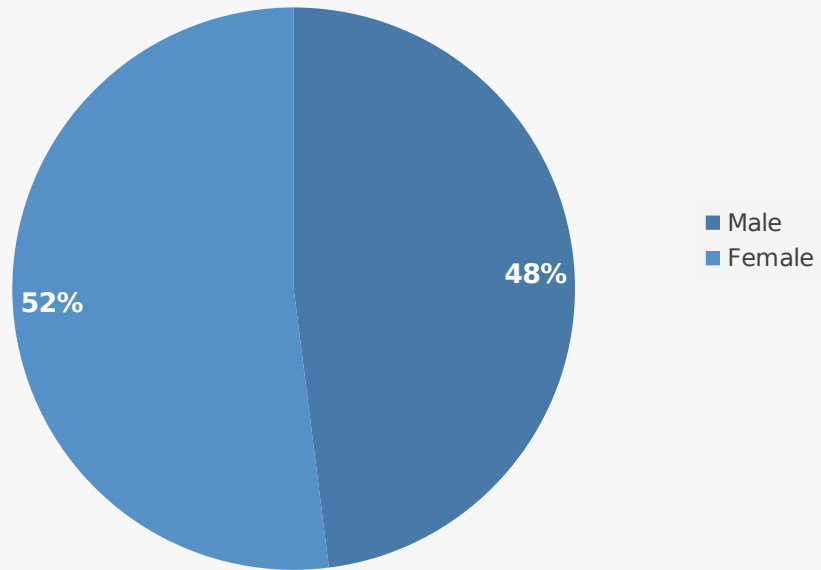
To ensure anonymity, the report will only be generated if a minimum threshold of members have filled in their personal information on GovernorHub. Data for each characteristic within the report will also only appear if a threshold has been reached.

The report has been designed to enable organisations to compare the diversity of their boards with the communities they serve. For this reason, it contains personal information for all *appointed posts* and, as such, may include duplicate responses where people sit on multiple boards. We also provide a report without duplicates should analysis of the diversity of governors and trustees in general be needed instead.

For more information on [why](#) we are reporting on this data, [how](#) we are collecting it and how we are [keeping your data anonymous](#), please visit our [help centre](#).

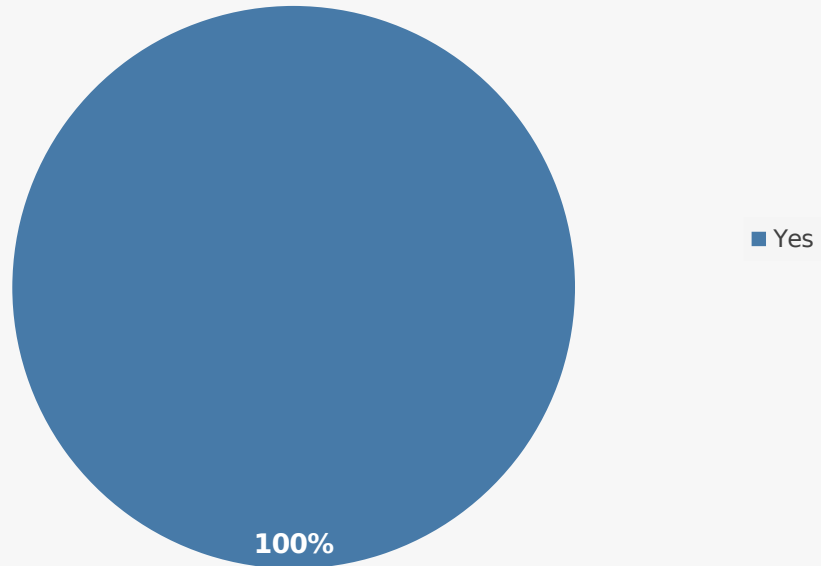


## What is your sex, as registered at birth?



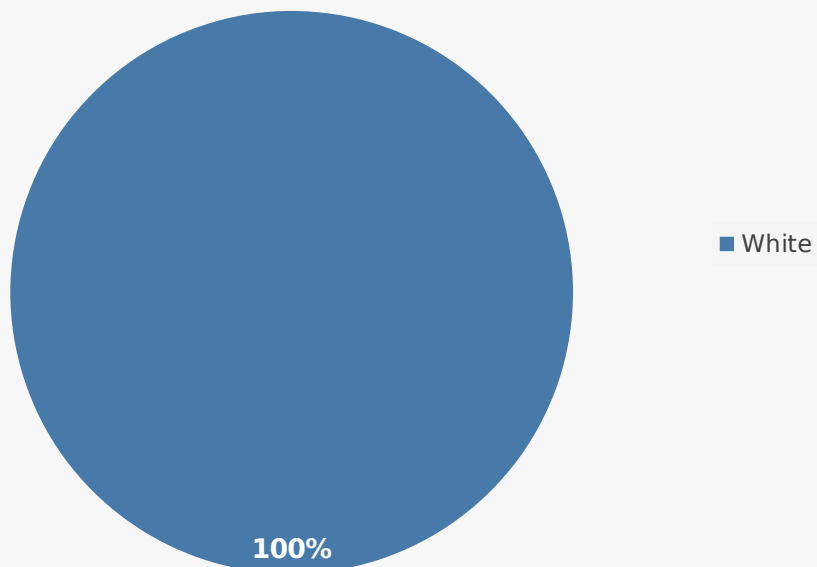
Gender	Percentage %
Male	48
Female	52

## Is the gender you identify with the same as your sex registered at birth?



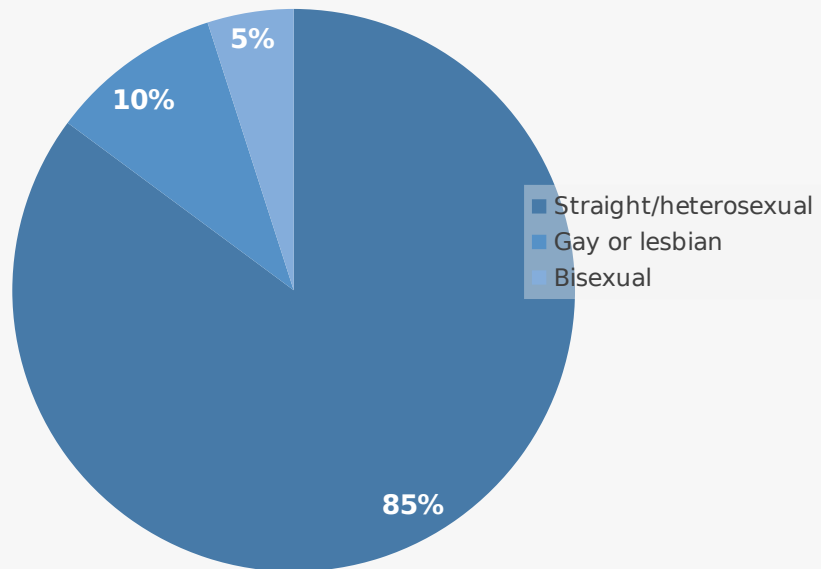
Same gender as at birth	Percentage %
Yes	100

## What is your ethnic group?



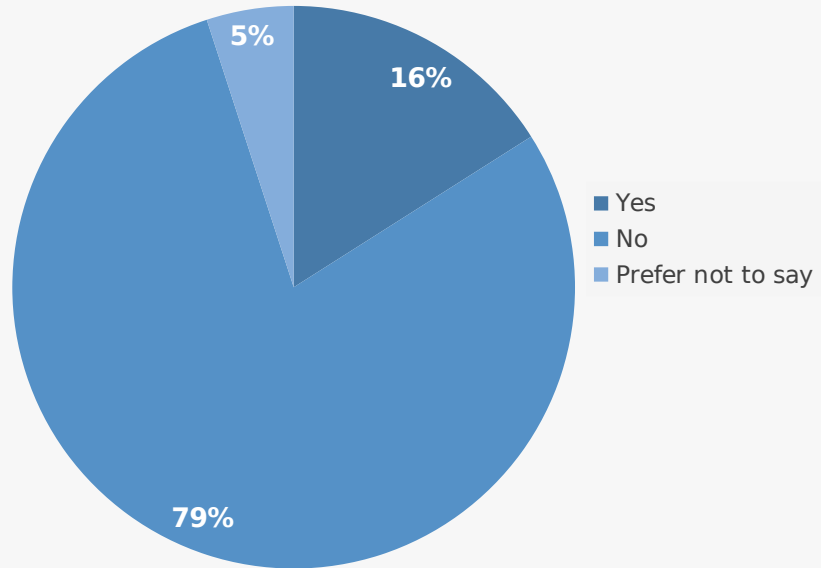
Ethnicity	Percentage %
White	100

## Which of the following best describes your sexual orientation?



Sexual orientation	Percentage %
Straight/heterosexual	86
Gay or lesbian	10
Bisexual	5

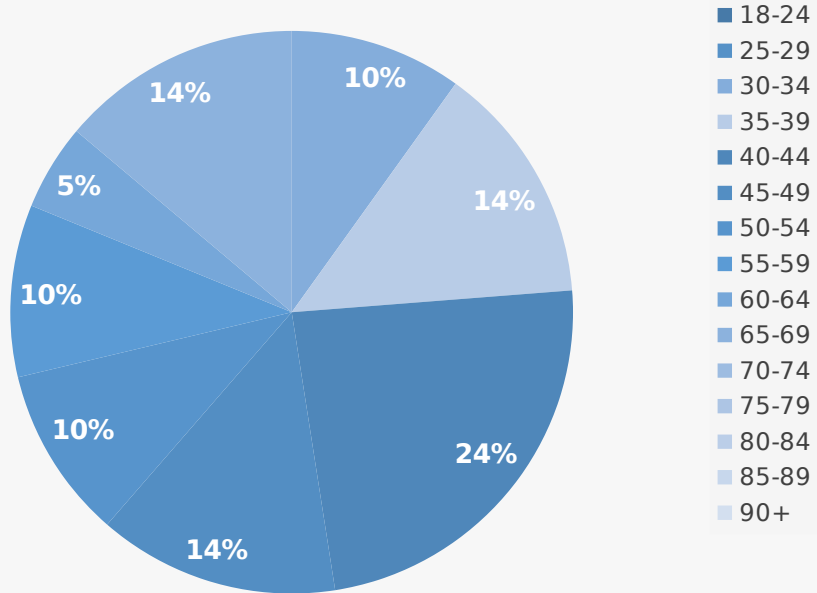
**Do you have any physical or mental health conditions or illnesses lasting or expected to last 12 months or more?**



<b>Longterm conditions</b>	<b>Percentage %</b>
Yes	16
No	79
Prefer not to say	5



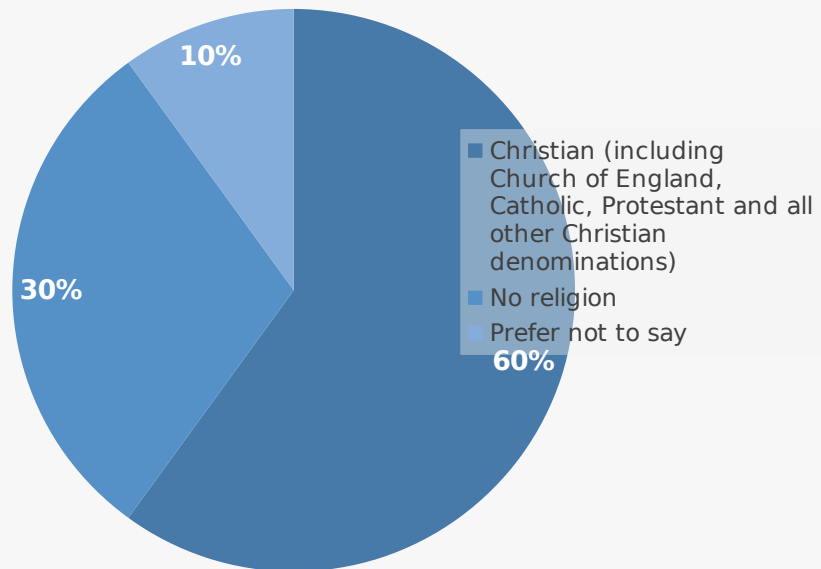
## Percentage of governors by age band



Age bands	Percentage %
18-24	0
25-29	0
30-34	10
35-39	14
40-44	24
45-49	14
50-54	10
55-59	10
60-64	5
65-69	14
70-74	0
75-79	0
80-84	0
85-89	0
90+	0



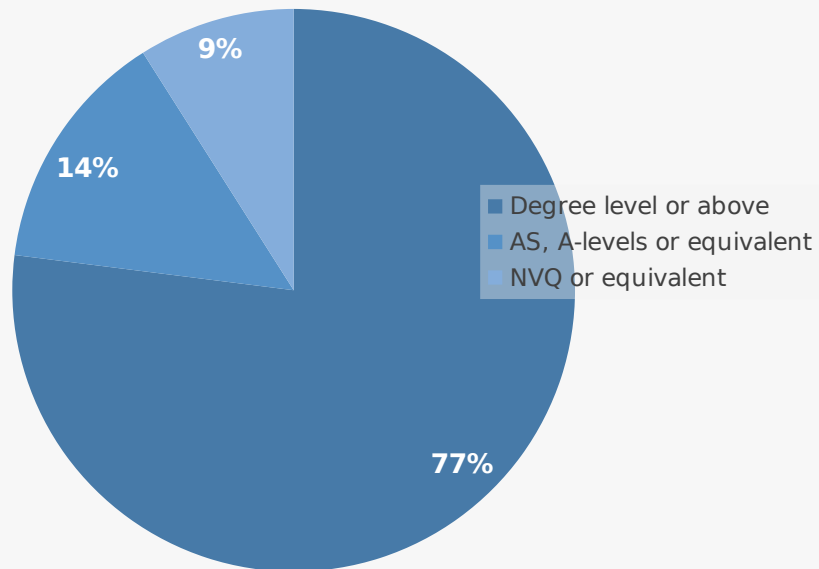
## What is your religion?



Religion	Percentage %
Christian (including Church of England, Catholic, Protestant and all other Christian denominations)	60
No religion	30
Prefer not to say	10



## What is the highest level of education qualification you have achieved (either in England, the wider UK or elsewhere)?



Education level	Percentage %
Degree level or above	77
AS, A-levels or equivalent	14
NVQ or equivalent	9